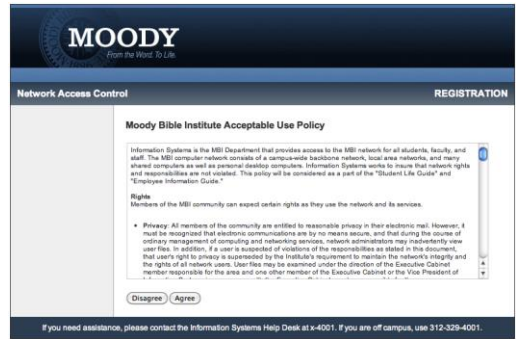




Welcome to Moody! This guide will help you connect to the **mbiguest** network during your conference.

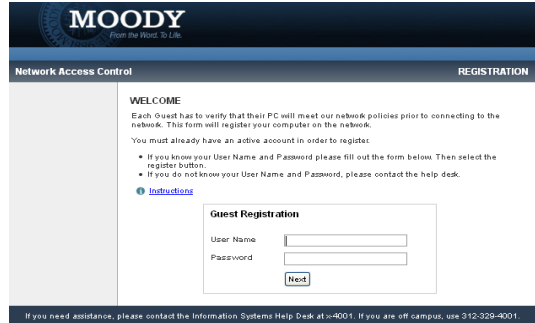
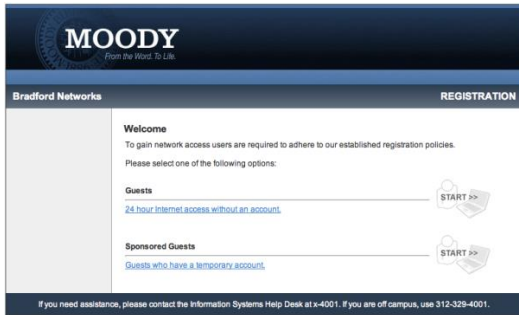
Step 1: Connect your computer to the wireless network called **mbiguest**.

Step 2: Open an Internet Browser (Firefox, Internet Explorer, Safari). You should be redirected to the page shown below. Please select **Agree** to agree to our Acceptable Use Policy.



Step 3: Click the second **Start** button next to **Sponsored Guests**.

Step 4: Enter the username and password given to you by your conference then click **Next**.



Step 5: Fill out your information. Click **Continue**.

Step 6: Wait for the status bar to complete. Then close and re-open your browser. You should now be connected!

